



*Overburden and Bedrock Remediation Using Activated
Carbon Based Injectates*



Gary Simpson
AST Environmental, Inc.

SMART Remediation
Ottawa, ON
February 4, 2016

SMART is
Powered by:

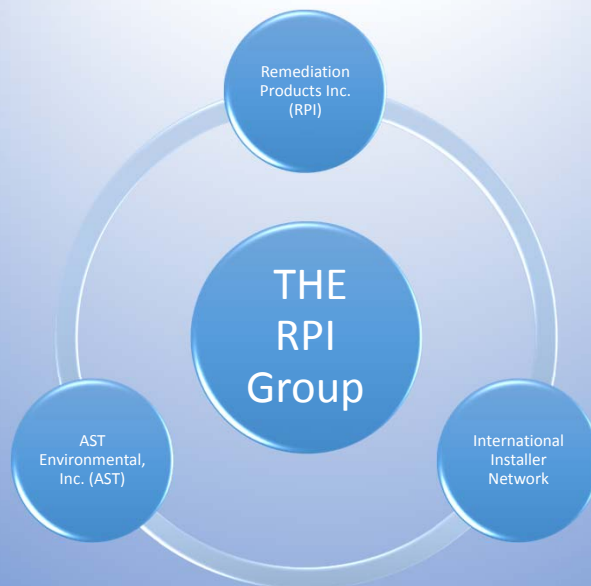


VERTEX
Environmental Inc.

www.vertexenvironmental.ca

Insitu Remediation Using Activated Carbon Based Injectates

Gary Simpson
Senior Engineer
AST Environmental, Inc.



“Trap and Treat” Concept

- Contaminants sorb to activated carbon “trap”
 - Decreases groundwater mass immediately
 - Disrupts groundwater/soil mass equilibrium to help drive desorption
 - Concentrated mass accelerates degradation rates
- Various degradation mechanisms are used to “treat”
 - Bioremediation (aerobic/anaerobic)
 - Chemical reduction

Technology Specifics

- BOS 100®
 - Specially manufactured activated carbon impregnated with metallic iron
 - Primarily used to treat chlorinated solvents (ethenes, ethanes, methanes) using reductive dechlorination processes via beta elimination path
- BOS 200®
 - Primarily used to treat petroleum hydrocarbons
 - Product consists of:
 - Activated Carbon
 - Terminal electron acceptors
 - Micro and macro nutrients
 - Consortium of facultative bacteria

Proof Concept of “Treat”

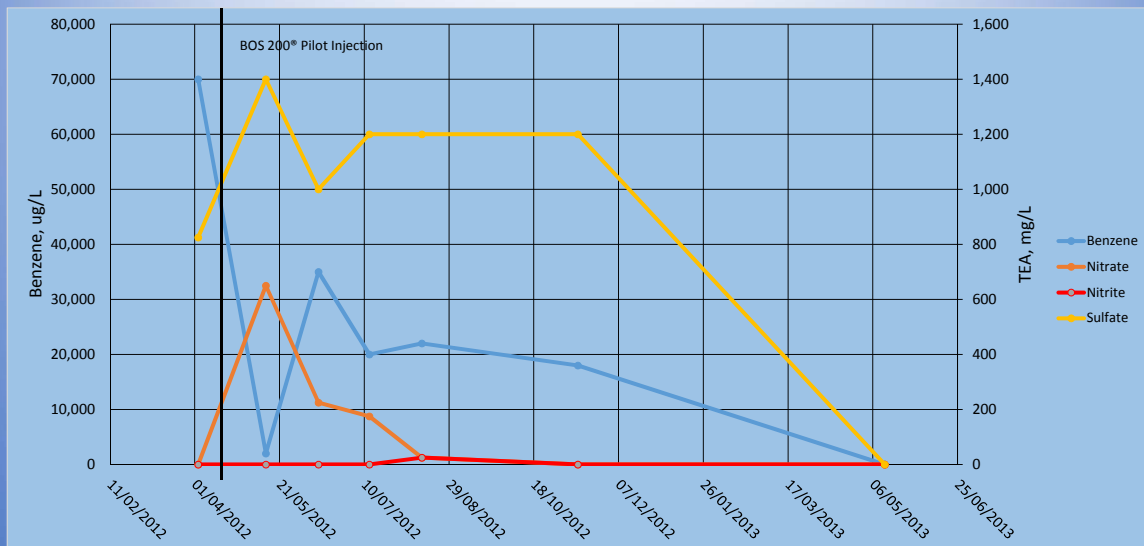
- Dissolved Gas Generation (e.g. ethane, ethylene, acetylene) – BOS 100[®]
- Chloride generation – BOS 100[®]
- Terminal electron acceptor depletion (e.g. $\text{NO}_3 \Rightarrow \text{NO}_2$) – BOS 200[®]
- Volatile fatty acid generation (e.g. acetate) – BOS 200[®]
- Total mass reduction (groundwater + soil) – Both

February 4, 2016

SMART Remediation 2016

5

Terminal Electron Acceptor Depletion – BOS 200[®] App.

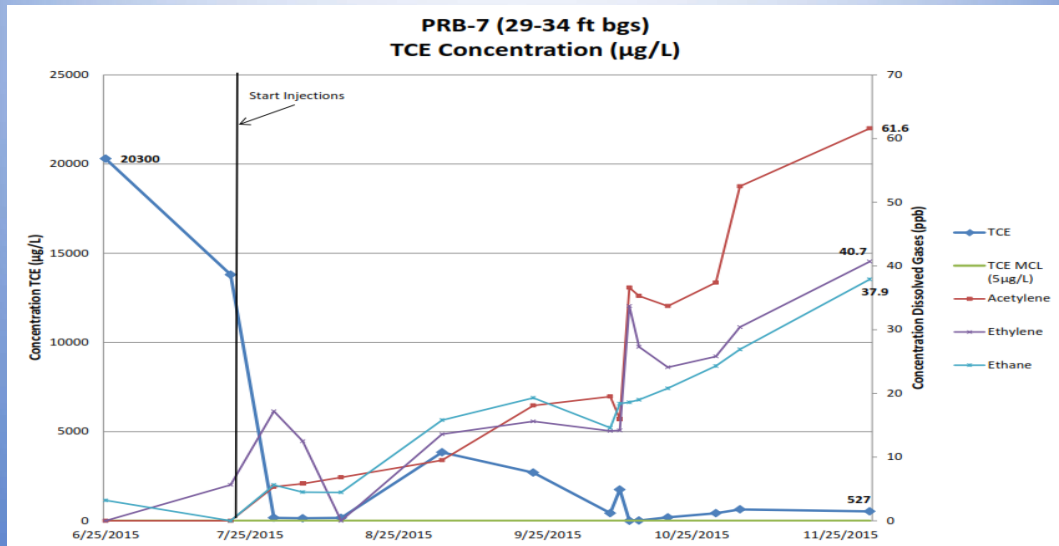


February 4, 2016

SMART Remediation 2016

6

Dissolved Gas Generation – BOS 100[®] App.



February 4, 2016

SMART Remediation 2016

7

A Few Comments Before We Continue.....

- Remediation chemistries work in a beaker/column – so why so many failures?
 - Loading/Dosing
 - Contaminant mass distribution is complex and scales with the heterogeneity of the lithology
 - Soil mass contribution is typically underestimated
 - Contact
 - We all know contact is critical to success
 - Assess distribution to confirm design spacing/injection volumes

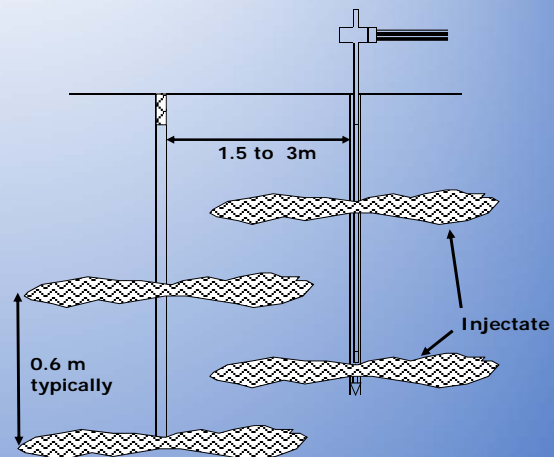
February 4, 2016

SMART Remediation 2016

8

Overburden Slurry Application Best Practices

- Proper equipment and field staff
- Develop high resolution (surgical) injection plan
- Assess distribution during pilot test or full scale startup
 - Use implants or nested temp wells and soil coring
- Be prepared to alter spacing, injection volumes, injection tip geometry, etc.
- Top-down critical to success



February 4, 2016

SMART Remediation 2016

9

Bedrock Applications

- Portfolio of bedrock applications growing
- Characterization (geophysics) critical to success
- Proper packer and pumping system selection will help minimize # of injection wells



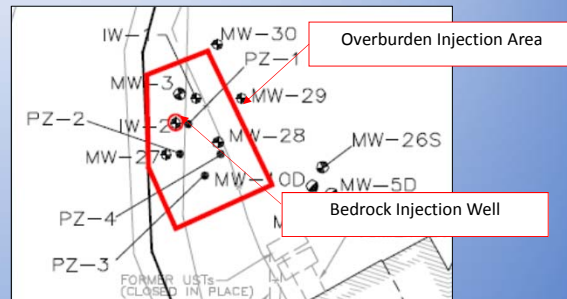
February 4, 2016

SMART Remediation 2016

10

Project Summary #1 –

- Former Retail Gas Station
- Impacted groundwater within fractured bedrock (schist) and overburden soil
- Depth to Shallow bedrock ~ 3 m bgs
- The initial objective was to evaluate the performance of BOS 200® injections in bedrock
- Overburden injections followed in 2nd mobilization
- Groundwater concentration targets:
 - B = 510 ug/L
 - T = 110 ug/L
 - E = 970 ug/L
 - X = 6,700 ug/L



February 4, 2016

SMART Remediation 2016

11

Remedial Design Characterization - Bedrock

- Open rock borehole (IW-2) installed for characterization and injection
 - Down hole video logging used to identify fractures (6)
 - Clean water pump tests performed at all fractures
 - Determine ability of features to accept fluid and design volumes
 - Samples collected from transmissive zones (4)
 - Transducers placed in nearby wells to assess connectivity
 - Influence observed at all wells within test area (farthest 8 m) with minimal influence in overburden



B @ 4.1 m = 801 ug/L
B @ 4.9 m = 829 ug/L
B @ 6.5 m = 577 ug/L
B @ 6.7 m = 545 ug/L

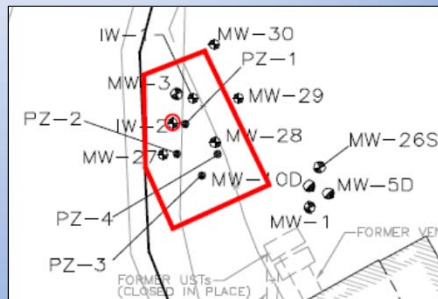
February 4, 2016

SMART Remediation 2016

12

Remedial Design Characterization - Overburden

- 4 overburden soil sampling locations selected (sampling every 0.6 m vertically, 1.6-3.5 m bgs)
 - Locations converted to temporary piezometers
 - Max Benzene in groundwater = 9.89 mg/L (PZ-1)



February 4, 2016

SMART Remediation 2016

13

Implementation

- Bedrock: 1,020 kg BOS 200® (4,320 L)
 - Flow rate = 115-192 lpm
- Overburden: 870 kg BOS 200® injected into 44 pts on 1.6 m spacing (5,900 L)
 - Site divided into two treatment areas based on RDC soil/gw data
 - Injection Zone = 1.6-3.5 m bgs
 - Flow rate = 115-134 lpm

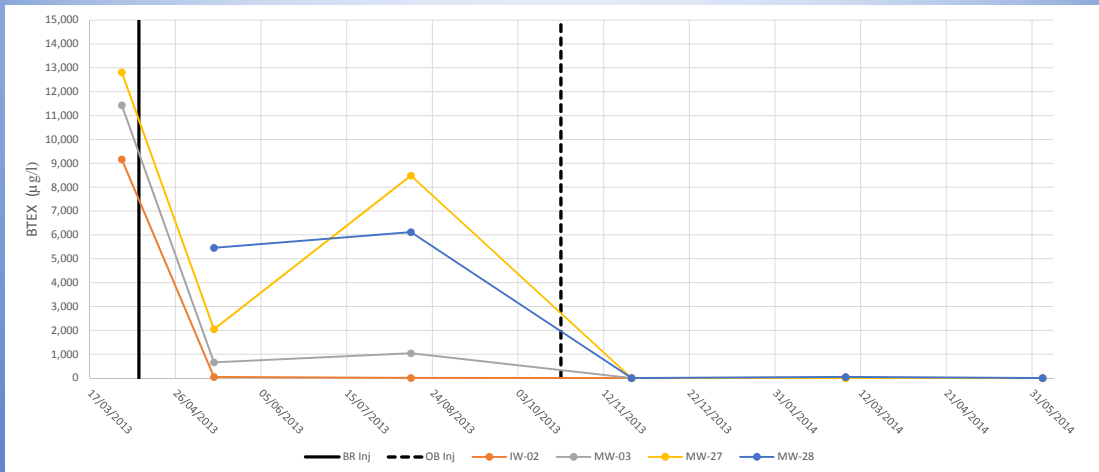


February 4, 2016

SMART Remediation 2016

14

Bedrock/Transition Well Data

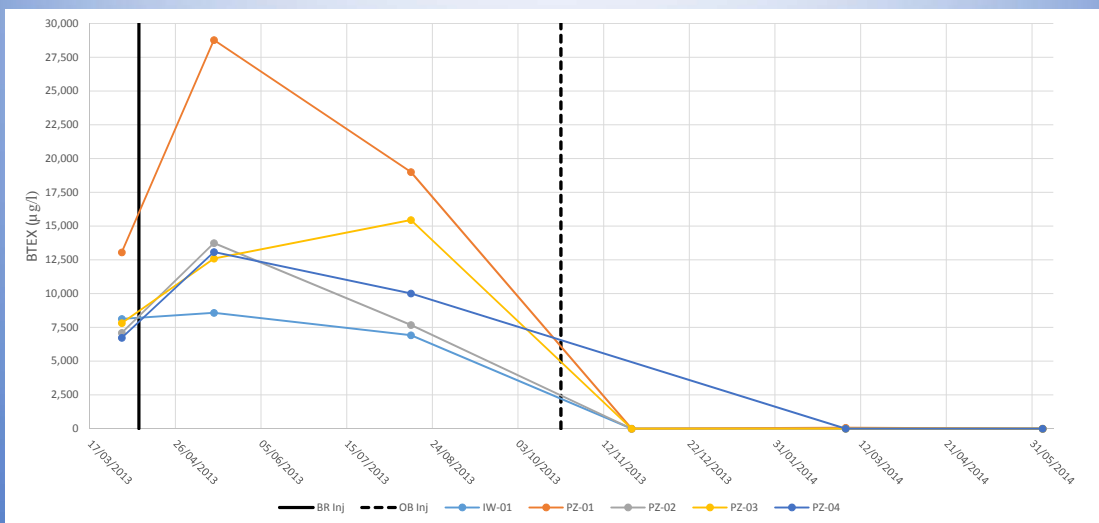


February 4, 2016

SMART Remediation 2016

15

Overburden Well Data

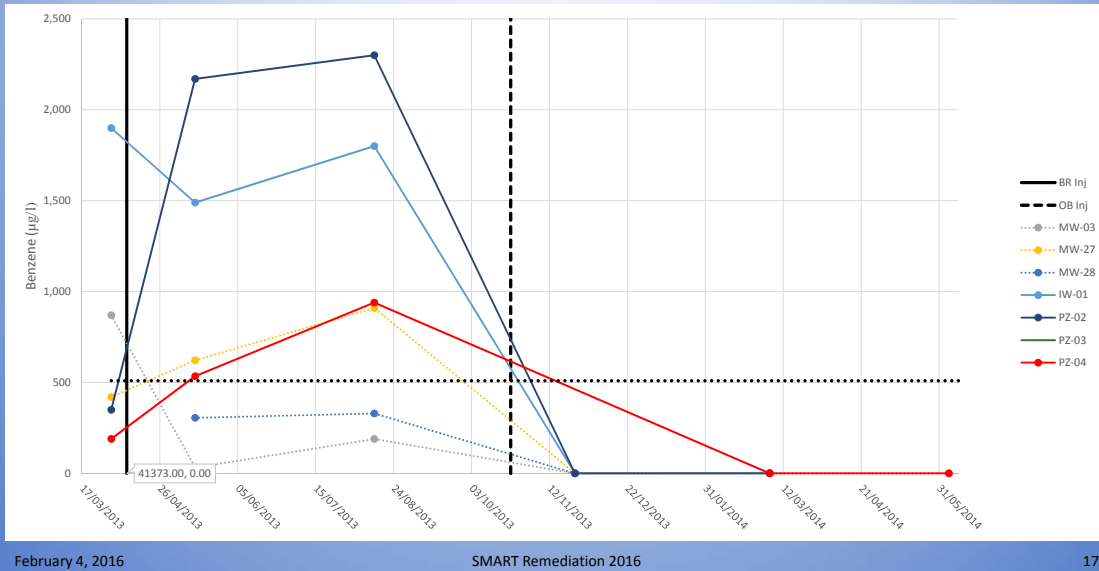


February 4, 2016

SMART Remediation 2016


16

Benzene Only Data

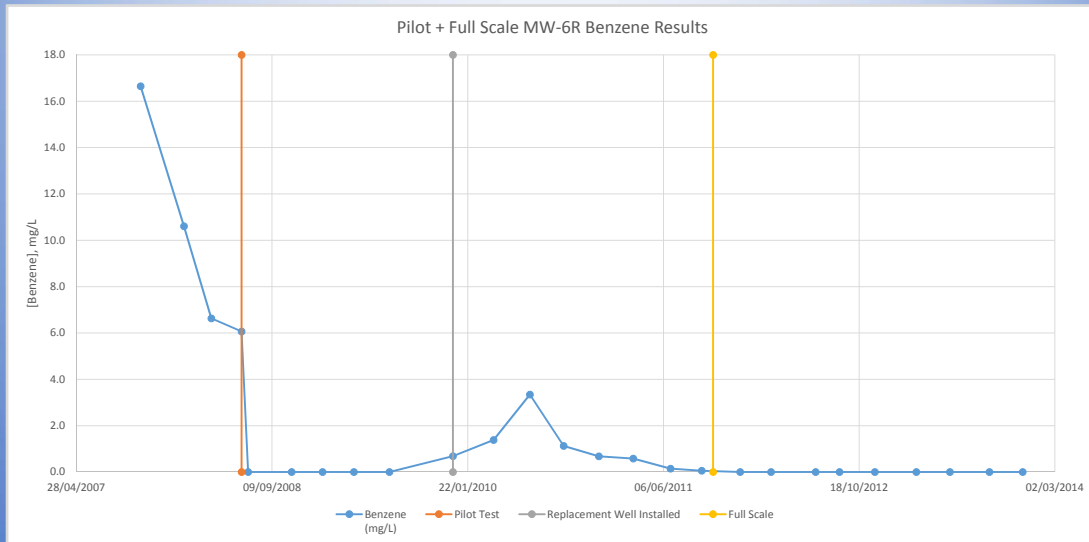


Project Summary #2

- Former bulk storage facility
- Extensive excavation (performed by others)
- BOS 200® pilot test performed 2008
- Remedial Design Characterization and Full Scale performed 2011/early 2012
- NFA granted after 8 quarters
 - Post injection soil sampling completed to compare against RDC data
 - Treatment Goal 5 µg/L benzene



Pilot Test + Full Scale Data

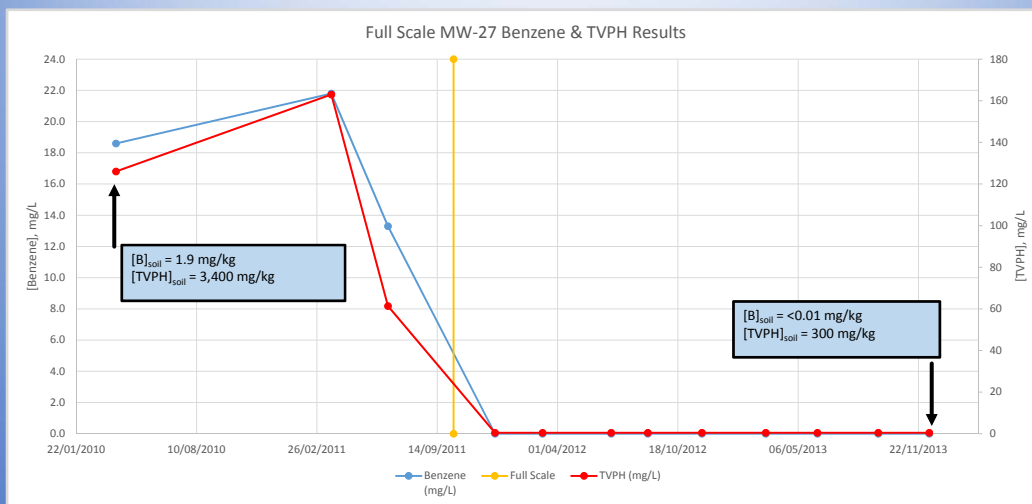


February 4, 2016

SMART Remediation 2016

19

Pre and Post Injection Soil Sample Data



February 4, 2016

SMART Remediation 2016

20

Technology Adoption

Consultants

- AECOM/URS
- Kleinfelder
- AMEC FW
- Stantec
- Antea
- CH2M
- Parsons
- Weston
- Arcadis
- ERM
- +Others

Responsible Parties

- Exxon Mobil
- BP
- Shell
- Chevron
- 7-11
- Conoco-Phillips
- CSX
- GE
- Noble Energy
- US DOD/DOE
- +Others

Thank you for your time.

Questions?